

Full Metal Housing Duct Pipe Ceiling Mount Tubular Ventilation Fan

Our Product Introduction

for more products please visit us on zd-fan.com


Basic Information

- Place of Origin: China Foshan
- Brand Name: Available for ODM
- Certification: CE
- Model Number: BPT10-12
- Minimum Order Quantity: 1
- Price: Contact Us
- Packaging Details: Carton packaging 1 units per carton
- Delivery Time: 3-8 work days
- Payment Terms: T/T
- Supply Ability: 5000




Product Specification

- Function: Ceiling Air Flow Ventilator System
- Mounting: Ceiling
- Voltage: 220V
- Power: 24-100W
- Air Volume: 120-600 M³/h
- Core Components: Motor, Engine
- Noise: 32-58 DB
- Static Pressure(Pa): 80-220 Pa
- Motor: 100% Copper Coil
- Duct Size: 100 Mm / 150 Mm
- Applications: Hotel / School / Residence / Office / Bathroom
- Highlight: **Ceiling Mount Tubular Ventilation Fan, Metal Housing Tubular Ventilation Fan**



More Images



Product Description

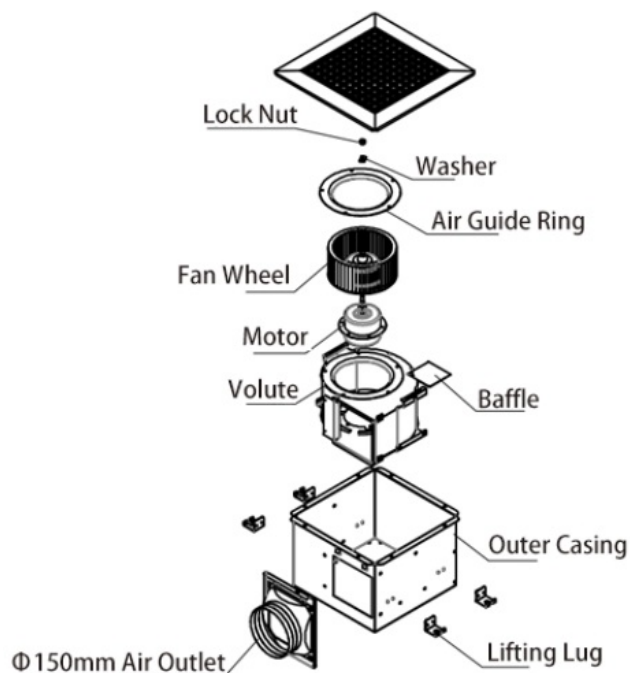
Product Overview

Ushering in a new era of aerodynamics, our all-metal ducted ceiling mounted circular fans are designed for high-end commercial and industrial environments that seek maximum ventilation efficiency and durability. This revolutionary product combines cutting-edge technology and craftsmanship to provide unrivalled air circulation solutions, ensuring that every space enjoys fresh, healthy air circulation.

Application scenario:

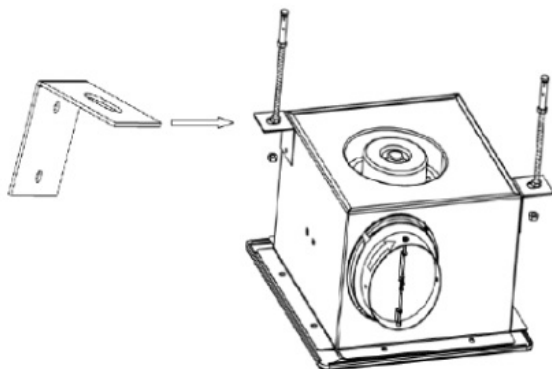
It is widely used in large shopping malls, office buildings, factory workshops, warehouses, data centers, hospitals, schools and other places requiring efficient ventilation, especially suitable for environments with strict air quality requirements.

General assembly Drawing

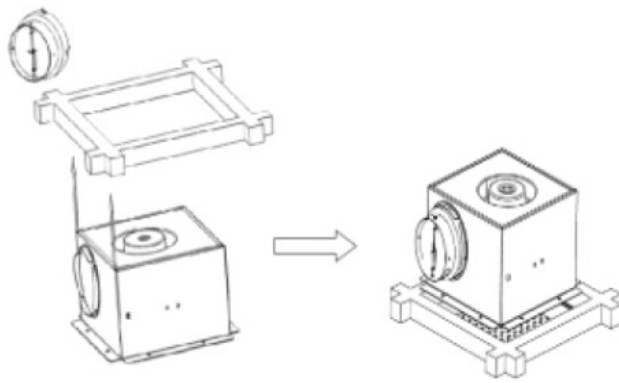


Product Installation Method

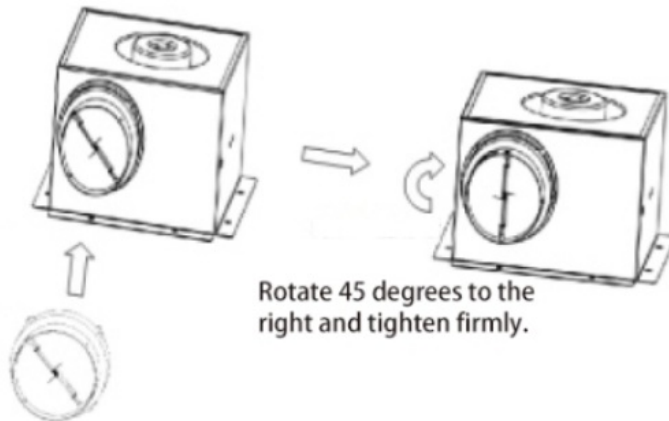
1. Begin by building a sturdy rectangular frame, ensuring it is solidly anchored to the ceiling above.



2. Firmly affix the storage unit (or enclosure) to the pre-installed frame.



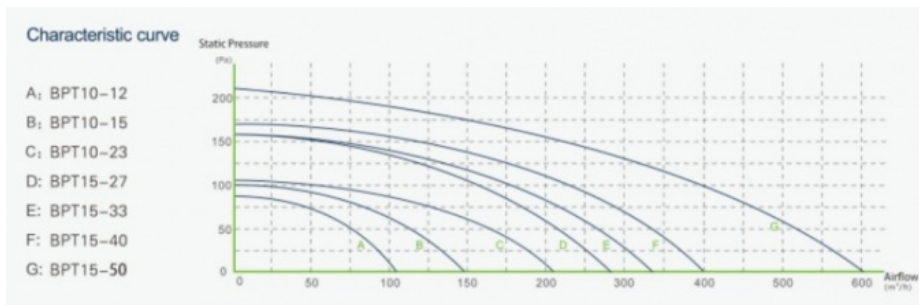
3. Carefully line up the ventilation duct connector with the arrow direction indicated and securely attach it using a twist-lock mechanism to the designated air outlet port on the cabinet, ensuring proper airflow connection.



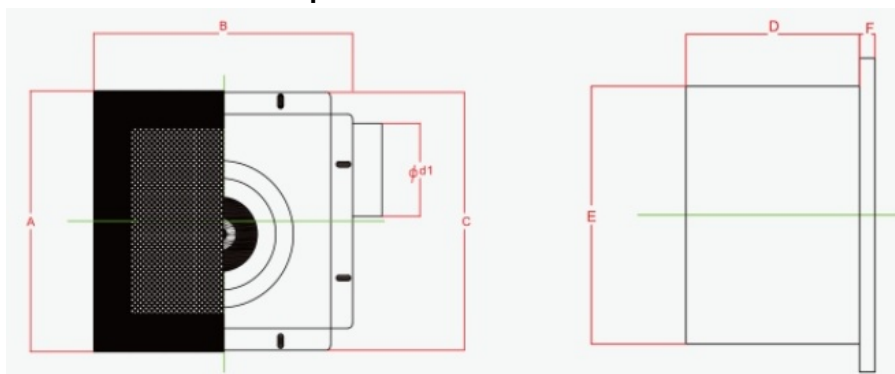
Rotate 45 degrees to the right and tighten firmly.

Fasten the air duct interface to the air inlet and outlet.

Product Performance Curve



Product Performance Specifications



Model Num	A	B	C	D	E	F	Cutout Dimensions
BPT10-12	280	280	277	155	230	14	230*240
BPT10-15	280	280	277	155	230	14	230*240
BPT10-21	280	280	277	155	230	14	230*240

BPT15-27	380	380	341	224	306	14	306*306
BPT15-33	380	380	341	224	306	14	306*306
BPT15-40	380	380	341	224	306	14	306*306
BPT15-60	380	380	341	224	306	14	306*306

 **ZhongDian** **Guangdong Zhongdian Jiajin Environmental Technology Co., Ltd.**



0085246403891



sales001@zd-fan.com



zd-fan.com

Xizi Industrial Zone, Lishui Town, Nanhai District, Foshan City, Guangdong Province, China