

Fresh Air Ventilation Exhaust Fans Indoor Commercial Solutions For Air Quality

Our Product Introduction

for more products please visit us on zd-fan.com

Basic Information

- Place of Origin: China Foshan
- Brand Name: Available for ODM
- Certification: CE
- Model Number: BPT10-12
- Minimum Order Quantity: 1
- Price: Contact Us
- Packaging Details: Carton packaging 1 units per carton
- Delivery Time: 3-8 work days
- Payment Terms: T/T
- Supply Ability: 5000



Product Specification

- Function: Ventilaion
- Mounting: Ceiling
- Voltage: 220V
- Power: 24-100W
- Air Volume: 120-600 M³/h
- Core Components: Motor, Engine
- Noise: 32-58 DB
- Static Pressure(Pa): 80-220 Pa
- Motor: 100% Copper Coil
- Duct Size: 100 Mm / 150 Mm
- Apllications: Hotel / School / Residence / Office / Bathroom
- Type: Duct Fan
- Keyword: Extractor Fan
- Highlight: **Indoor Ventilation Exhaust Fans,**
Fresh Air Ventilation Exhaust Fans



More Images



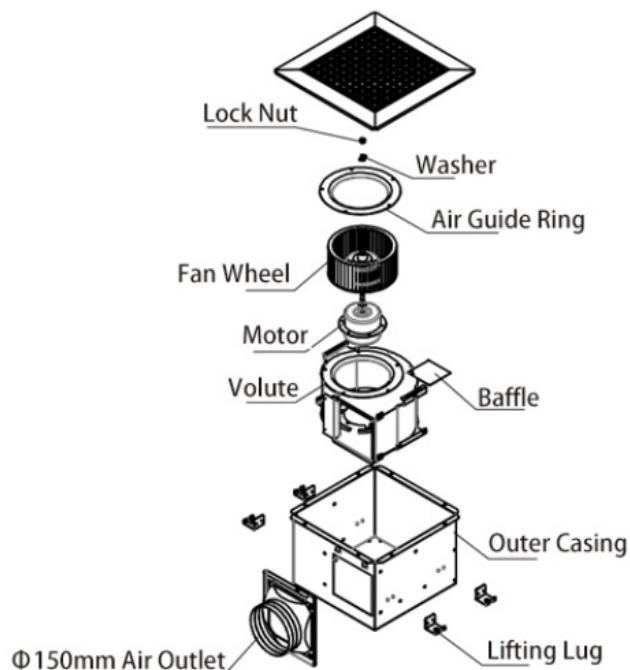
Product Description

Product Overview

Extraction fans effectively eliminate humid air from bathrooms, laundries, washrooms, and toilets. Available in a variety of capacities, they meet diverse needs, from compact toilet areas to expansive indoor pool spaces.

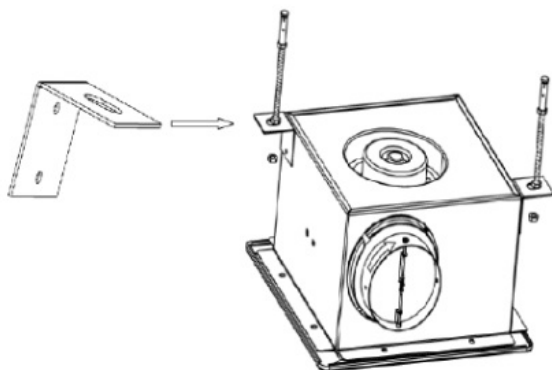
These fans are available in multiple styles, including exhaust ventilation fans and in-line ventilation fans. Regardless of the style, their primary function remains consistent: to remove moisture from the room and direct it outside through ducting.

General assembly Drawing

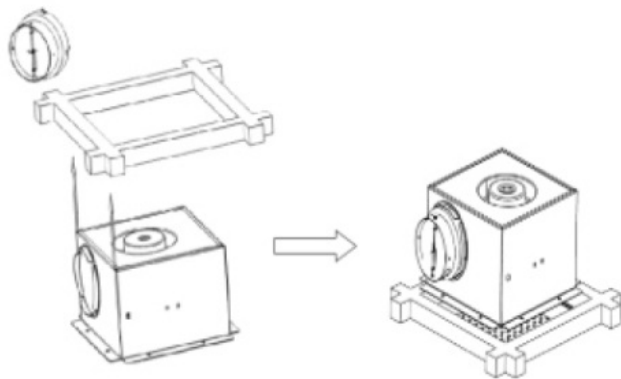


Product Installation Method

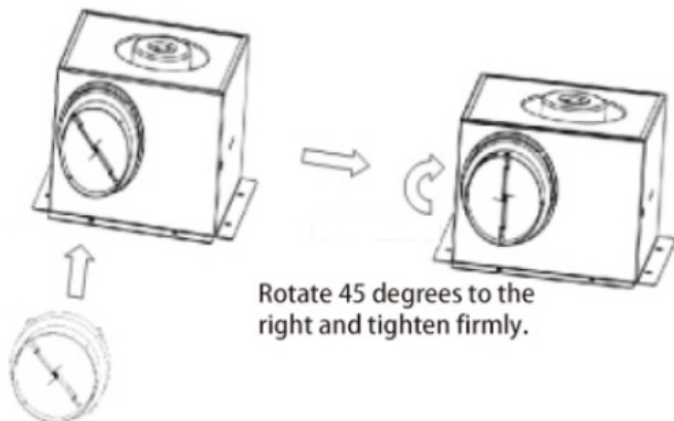
1. Begin by building a sturdy rectangular frame, ensuring it is solidly anchored to the ceiling above.



2. Firmly affix the storage unit (or enclosure) to the pre-installed frame.



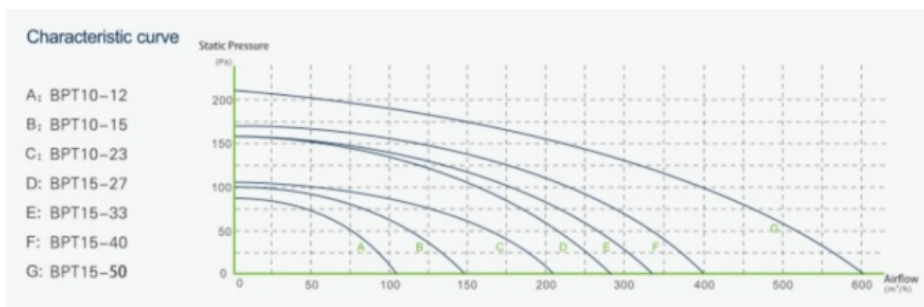
3. Carefully line up the ventilation duct connector with the arrow direction indicated and securely attach it using a twist-lock mechanism to the designated air outlet port on the cabinet, ensuring proper airflow connection.



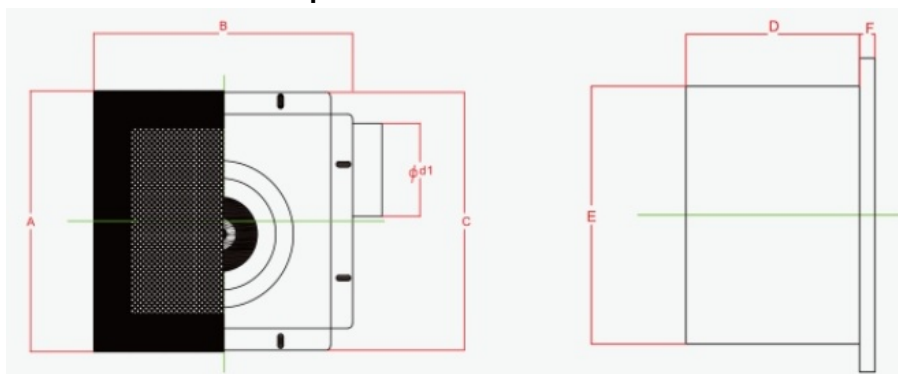
Rotate 45 degrees to the right and tighten firmly.

Fasten the air duct interface to the air inlet and outlet.

Product Performance Curve



Product Performance Specifications



Model Num	A	B	C	D	E	F	Cutout Dimensions
BPT10-12	280	280	277	155	230	14	230*240
BPT10-15	280	280	277	155	230	14	230*240
BPT10-21	280	280	277	155	230	14	230*240

BPT15-27	380	380	341	224	306	14	306*306
BPT15-33	380	380	341	224	306	14	306*306
BPT15-40	380	380	341	224	306	14	306*306
BPT15-60	380	380	341	224	306	14	306*306

 **ZhongDian** **Guangdong Zhongdian Jiajin Environmental Technology Co., Ltd.**



0085246403891



sales001@zd-fan.com



zd-fan.com

Xizi Industrial Zone, Lishui Town, Nanhai District, Foshan City, Guangdong Province, China