

11 Inch Low Noise Full Metal Housing Drop Ceiling Exhaust Fanventilation Fans

Our Product Introduction

for more products please visit us on zd-fan.com

Basic Information

- Place of Origin: China Foshan
- Brand Name: Available for ODM
- Certification: CE
- Model Number: BPT10-12
- Minimum Order Quantity: 1
- Price: Contact Us
- Packaging Details: Carton packaging 1 units per carton
- Delivery Time: 3-8 work days
- Payment Terms: T/T
- Supply Ability: 5000



Product Specification

- Function: Air Flow Circulation
- Mounting: Ceiling
- Voltage: 220V
- Power: 24-100W
- Air Volume: 120-600 M³/h
- Core Components: Motor, Engine
- Noise: 32-58 DB
- Static Pressure(Pa): 80-220 Pa
- Motor: 100% Copper Coil
- Duct Size: 100 Mm / 150 Mm
- Applications: Hotel / School / Residence / Office / Bathroom
- Highlight: Low noise drop ceiling exhaust fan, 11 inch drop ceiling exhaust fan



More Images



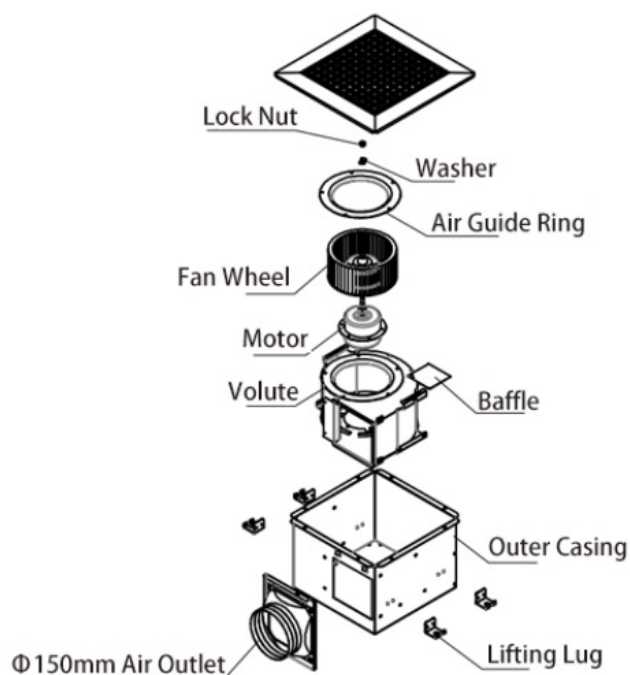
Product Description

Product Overview

Elevate your indoor environment with metal ceiling fans, expertly designed to manage humidity, eliminate odors, and reduce dust. Perfect for malls, hotels, restaurants, homes, and offices, these fans combine elegance and functionality to create a fresher, cleaner space.

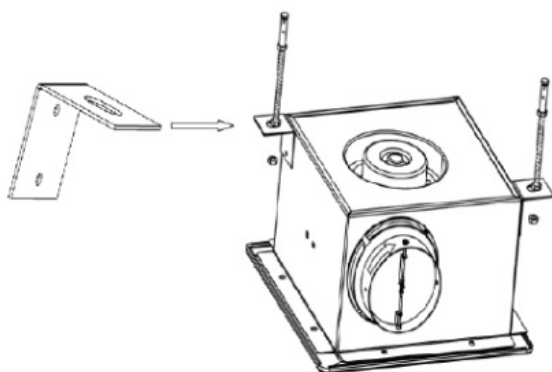
Experience unparalleled performance with our exhaust fan, driven by a premium motor equipped with top-quality bearings for seamless, whisper-quiet operation and extended lifespan. Encased in a sleek, all-metal casing and featuring a robust metal fan wheel, this exhaust fan effortlessly blends functionality with contemporary elegance. Our innovative fan wheel design maintains its shape over time, guaranteeing consistent efficiency and lasting durability.

General assembly Drawing

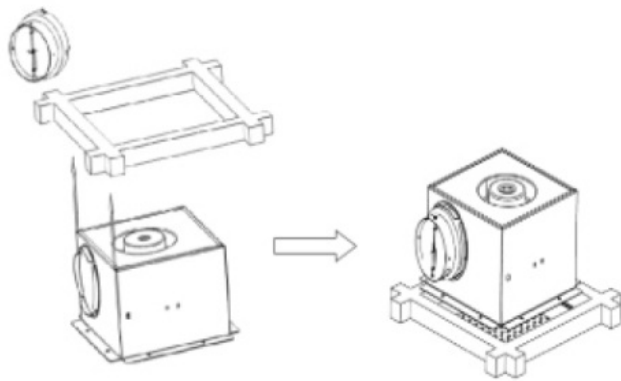


Product Installation Method

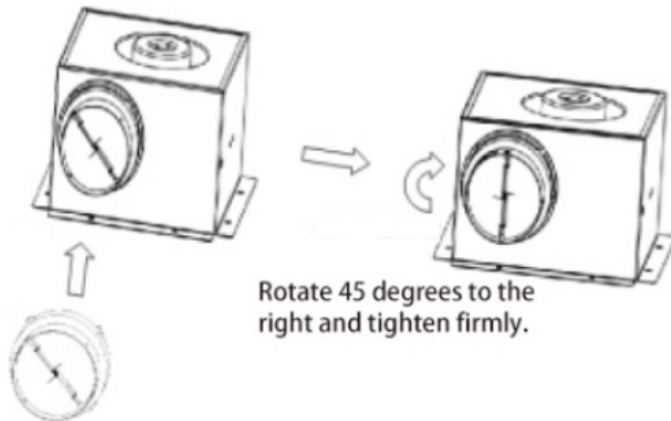
1. Embark on your project by constructing a robust rectangular frame, meticulously ensuring it is firmly affixed to the ceiling above.



2. Secure the storage unit or enclosure firmly to the pre-installed frame, ensuring a stable and reliable installation.

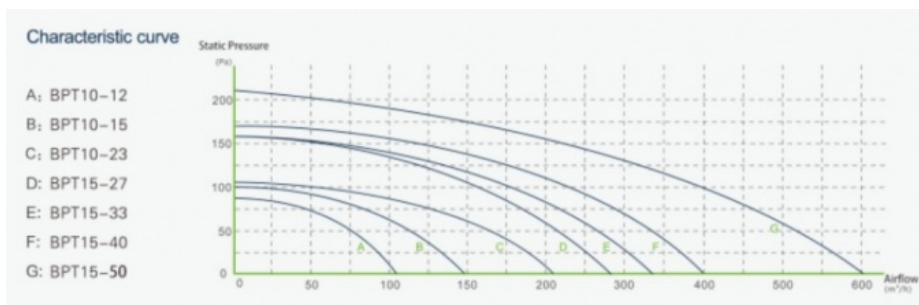


3. Carefully align the ventilation duct connector with the arrow direction indicated, and firmly secure it using the twist-lock mechanism to the designated air outlet port on the cabinet. This ensures an accurate and efficient airflow connection.

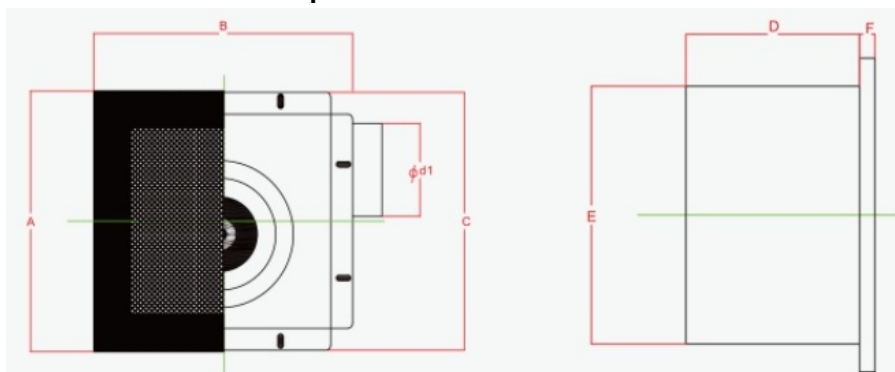


Fasten the air duct interface to the air inlet and outlet.

Product Performance Curve



Product Performance Specifications



Model Num	A	B	C	D	E	F	Cutout Dimensions
BPT10-12	280	280	277	155	230	14	230*240
BPT10-15	280	280	277	155	230	14	230*240
BPT10-21	280	280	277	155	230	14	230*240

BPT15-27	380	380	341	224	306	14	306*306
BPT15-33	380	380	341	224	306	14	306*306
BPT15-40	380	380	341	224	306	14	306*306
BPT15-60	380	380	341	224	306	14	306*306

 **ZhongDian** **Guangdong Zhongdian Jiajin Environmental Technology Co., Ltd.**



0085246403891



sales001@zd-fan.com



zd-fan.com

Xizi Industrial Zone, Lishui Town, Nanhai District, Foshan City, Guangdong Province, China