

204 - 850 CFM Duct Ventilation Fans Compare High Flow Air Vent

Our Product Introduction

for more products please visit us on zd-fan.com

Basic Information

- Place of Origin: China Foshan
- Brand Name: Available for ODM
- Certification: CE
- Model Number: BPT10-12
- Minimum Order Quantity: 1
- Price: Contact Us
- Packaging Details: Carton packaging 1 units per carton
- Delivery Time: 3-8 work days
- Payment Terms: T/T
- Supply Ability: 5000




Product Specification

- Function: Air Flow Circulation
- Mounting: Ceiling
- Voltage: 220V
- Power: 24-100W
- Air Volume: 120-600 M³/h
- Core Components: Motor, Engine
- Noise: 32-58 DB
- Static Pressure(Pa): 80-220 Pa
- Motor: 100% Copper Coil
- Duct Size: 100 Mm / 150 Mm
- Applications: Hotel / School / Residence / Office / Bathroom
- Highlight: **High Flow Air Vent, 850 CFM duct ventilation fans, 204 duct ventilation fans**



More Images



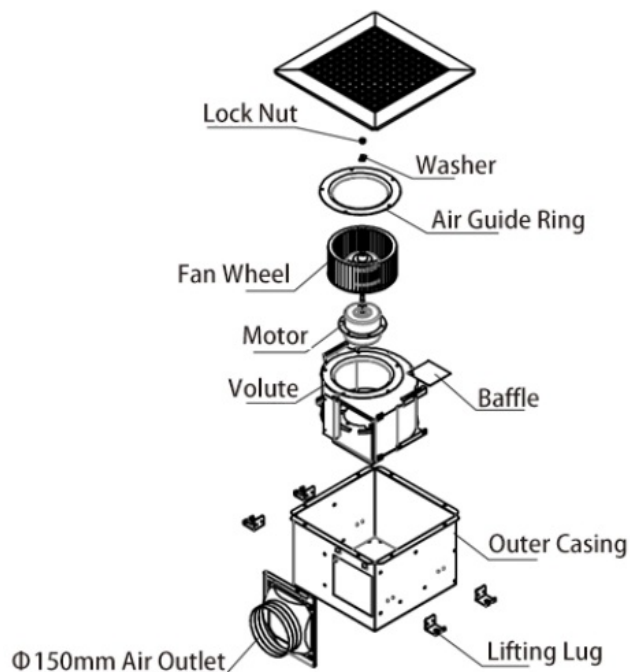
Product Description

Product Overview

Metal ceiling fans improve indoor air quality by managing humidity, eliminating odors, and reducing dust. They are versatile fixtures suitable for various settings like malls, hotels, restaurants, homes, and offices.

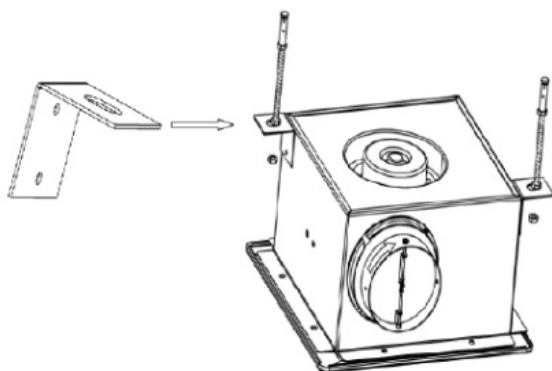
The exhaust fan's performance relies on its motor with premium bearings for smooth, quiet operation and longevity. Housed in a sleek all-metal casing with a durable metal fan wheel, it combines functionality with modern elegance. The innovative fan wheel design retains shape over time, maintaining efficiency and durability.

General assembly Drawing

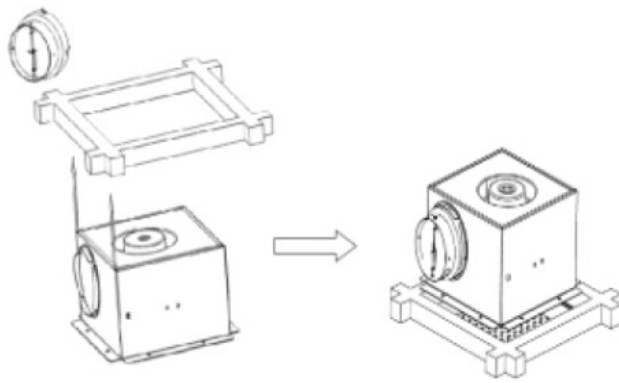


Product Installation Method

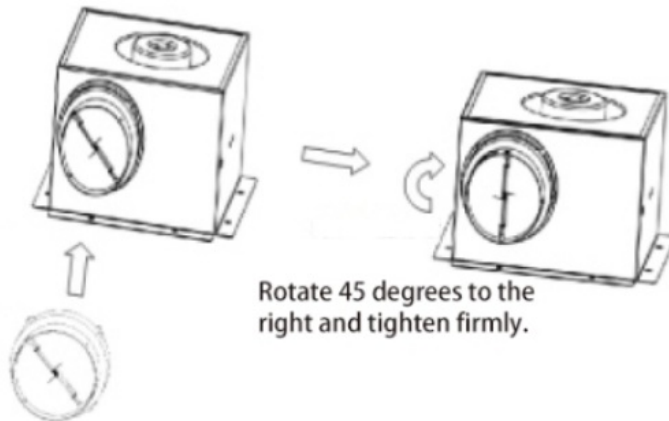
1. Start by constructing a strong rectangular frame, making sure it is firmly affixed to the ceiling above.



2. Securely attach the storage unit (or enclosure) to the already installed frame.



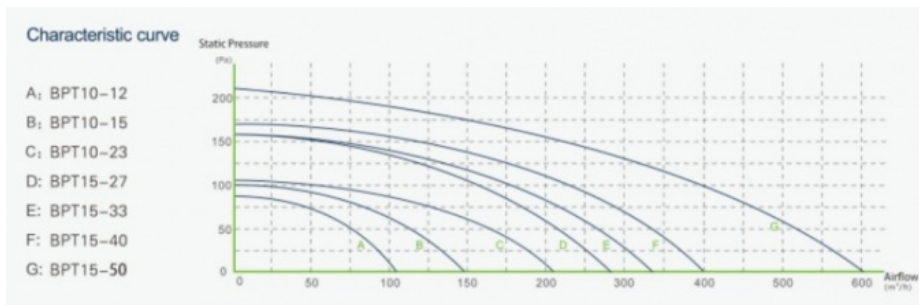
3. Carefully align the ventilation duct connector with the arrow direction indicated and firmly attach it using a twist-lock mechanism to the specified air outlet port on the cabinet, ensuring correct airflow connection.



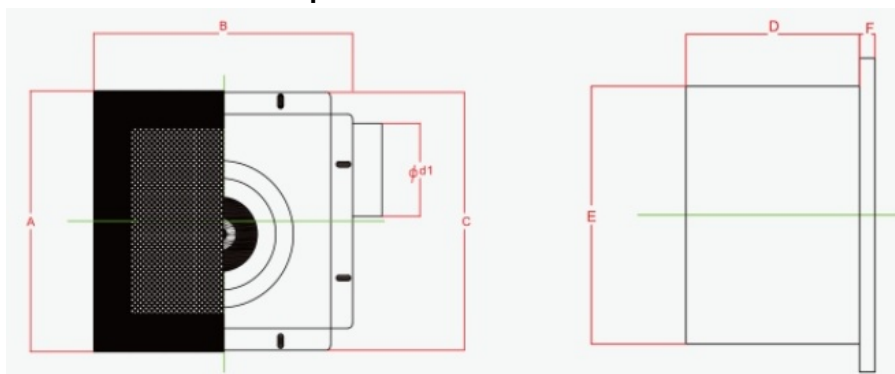
Rotate 45 degrees to the right and tighten firmly.

Fasten the air duct interface to the air inlet and outlet.

Product Performance Curve



Product Performance Specifications



Model Num	A	B	C	D	E	F	Cutout Dimensions
BPT10-12	280	280	277	155	230	14	230*240
BPT10-15	280	280	277	155	230	14	230*240
BPT10-21	280	280	277	155	230	14	230*240

BPT15-27	380	380	341	224	306	14	306*306
BPT15-33	380	380	341	224	306	14	306*306
BPT15-40	380	380	341	224	306	14	306*306
BPT15-60	380	380	341	224	306	14	306*306

 **ZhongDian** **Guangdong Zhongdian Jiajin Environmental Technology Co., Ltd.**



0085246403891



sales001@zd-fan.com



zd-fan.com

Xizi Industrial Zone, Lishui Town, Nanhai District, Foshan City, Guangdong Province, China