

## Centrifugal Impeller Design All Metal Box Ceiling Mount Exhaust Ventilation Fan

Our Product Introduction

for more products please visit us on [zd-fan.com](http://zd-fan.com)

### Basic Information

- Place of Origin: China Foshan
- Brand Name: Available for ODM
- Certification: CE
- Model Number: BPT10-12
- Minimum Order Quantity: 1
- Price: Contact Us
- Packaging Details: Carton packaging 1 units per carton
- Delivery Time: 3-8 work days
- Payment Terms: T/T
- Supply Ability: 5000



### Product Specification

- Function: Air Flow Circulation
- Mounting: Ceiling
- Voltage: 220V
- Power: 24-100W
- Air Volume: 120-600 M³/h
- Core Components: Motor, Engine
- Noise: 32-58 DB
- Static Pressure(Pa): 80-220 Pa
- Motor: 100% Copper Coil
- Duct Size: 100 Mm / 150 Mm
- Applications: Hotel / School / Residence / Office / Bathroom
- Highlight: **Box Ceiling Mount Exhaust Ventilation Fan, Centrifugal Impeller Exhaust Ventilation Fan**



### More Images



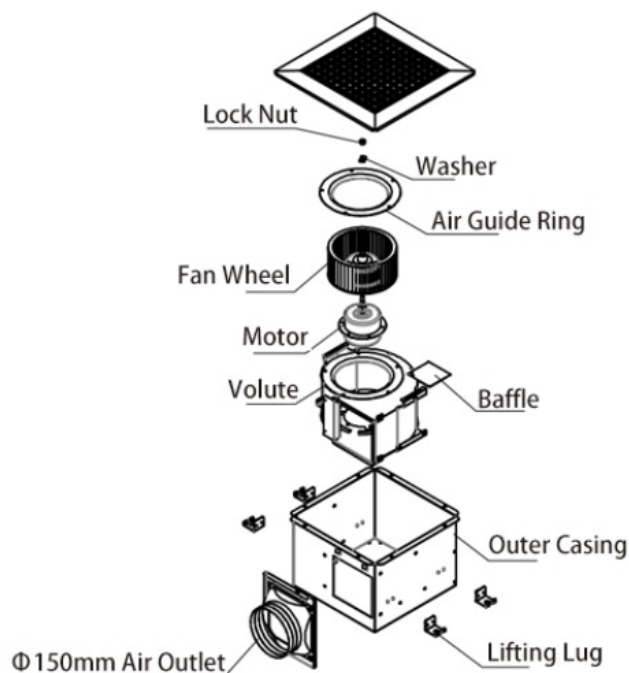
## Product Description

### Product Overview

Metal ceiling fans are indispensable ventilation products in modern indoor spaces. They effectively regulate air by controlling humidity, odors, and dust, making the indoor air fresher and cleaner. They can be widely used in malls, hotels, restaurants, homes, offices, and other places.

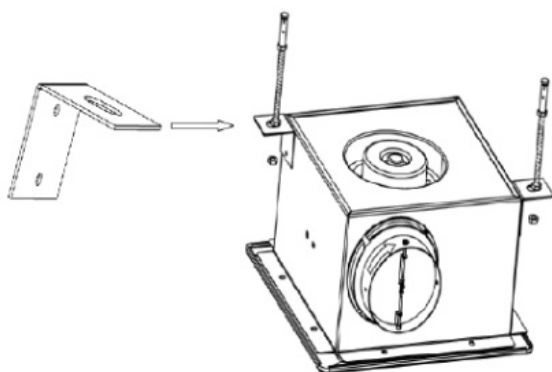
The exhaust fan motor uses high-quality bearings for smooth operation, quieter performance, and long life. It features an all-metal casing and a metal fan wheel that give it a stylish and attractive appearance. The unique fan wheel structure ensures that it remains undeformed even after prolonged use, thereby maintaining the performance and lifespan of the exhaust fan.

### General assembly Drawing

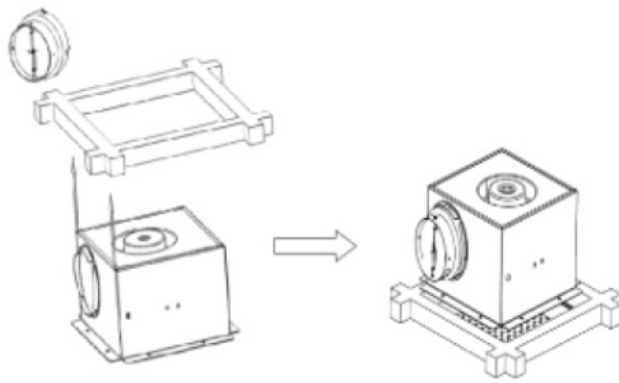


### Product Installation Method

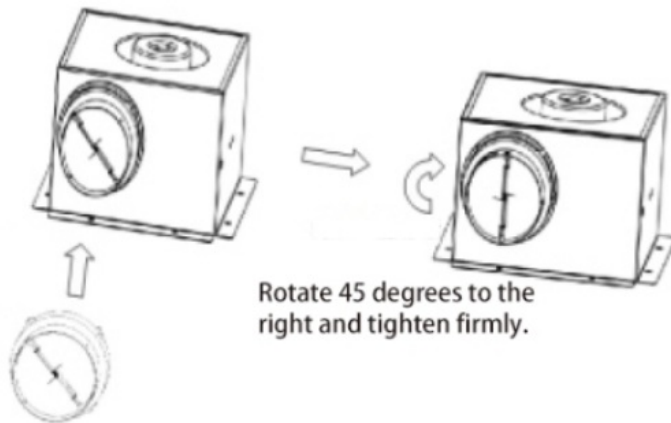
1, First make a square frame and fix it to the ceiling frame



2, Fix the cabinet (or box) to the frame



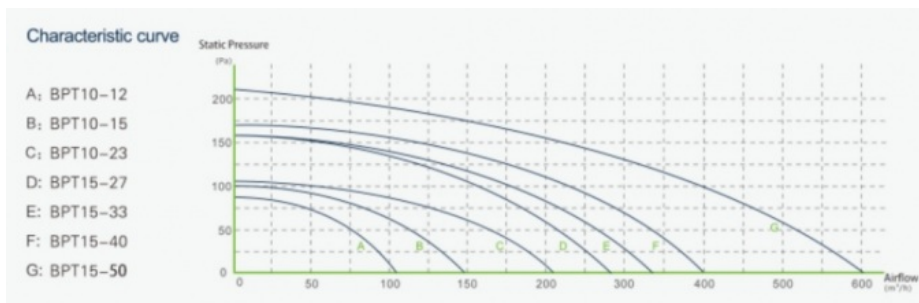
3, Align the air duct connector with the arrow direction and twist-lock it onto the air outlet of the cabinet.



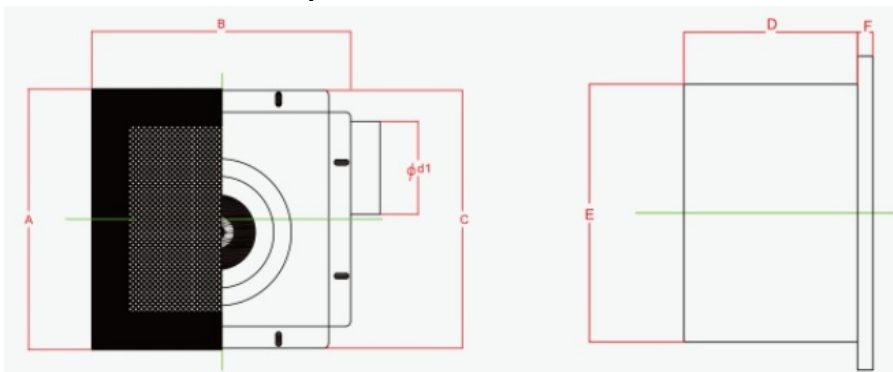
Rotate 45 degrees to the right and tighten firmly.

Fasten the air duct interface to the air inlet and outlet.

## Product Performance Curve



## Product Performance Specifications



Model Num	A	B	C	D	E	F	Cutout Dimensions
BPT10-12	280	280	277	155	230	14	230*240
BPT10-15	280	280	277	155	230	14	230*240
BPT10-21	280	280	277	155	230	14	230*240
BPT15-27	380	380	341	224	306	14	306*306

BPT15-33	380	380	341	224	306	14	306*306
BPT15-40	380	380	341	224	306	14	306*306
BPT15-60	380	380	341	224	306	14	306*306

 **ZhongDian** **Guangdong Zhongdian Jiajin Environmental Technology Co., Ltd.**



0085246403891



sales001@zd-fan.com



zd-fan.com

Xizi Industrial Zone, Lishui Town, Nanhai District, Foshan City, Guangdong Province, China